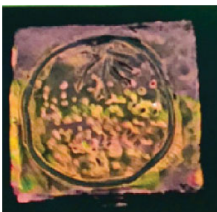


NAC-AEP Programme

FUN WITH PRINTMAKING (K1-K2)



Learning Objectives

In this program, children shall learn to:

1. Understand and talk about what they think and feel about the art of Printmaking, used in the Peranakan culture and popular Singapore Printmaking artists.
2. Apply their understanding of the different Printmaking techniques like; Transferral Printing, Stencil Printing and Relief Printing and be able to distinguish the different tools used for each Printmaking Techniques.
3. Use the Elements of Art (Colours, Lines & Dots, Shape) in creating the Printmaking artwork.

Programme Outline

Through this series of fun and engaging Printmaking lessons, the children shall learn the elements of Art while applying the different techniques of Printmaking through the theme of Singapore's popular Peranakan culture and those of local famous printmaking Artists. They shall expand their art language and skills of the different printmaking techniques through experimenting with the different printmaking tools and mediums. They shall learn the ability to talk about their use of the different Elements of Art in their artwork and what they think and feel. The learning process shall also cultivates their eye-hand coordination as they perform the fine motor tasks needed in the Printmaking process.

MOSAIC ART (K1-K2)

NAC-AEP Programme ID: AEP0617660

Learning Objectives

Children shall learn to:

- Understand and talk about the **Mosaic Art** in the Peranakan culture.
- Learn and apply Mosaic Art Techniques and the Elements of Art to form mosaic motifs of popular Singapore Landmarks and Peranakan tiles.
- Translate the drawing to an arrangement of tiles to form patterns and shapes.
- Developing problem solving skills in the process to match and arrange different sized / coloured mosaic tiles neatly to form the Mosaic Art.
- Understand the importance of the Elements of Art (Colours, Lines & Dots, Shape) in the creation the Mosaic Artwork.



Programme Outline

The children shall learn, understand and talk about the Elements of Art; mainly - colours, lines & dots and shape through relating to their environment and surroundings. They shall work with a variety of mediums and mosaic materials, including Modelling Clay, Gouache Paints to explore the techniques of the mosaic making, through the themes of the Peranakan Tiles and Popular Singapore Landmarks. Through these lessons, children shall also develop their problem solving skills and develop control and coordination in fine motor tasks.


Texture in Sculptures for N2 - K2


(NAC AEP Programme No.: AEP0620739)

This program enables children to understand, learn and apply paper sculpturing techniques to create their collage artworks. They will learn to tell the difference between different textures and use these techniques to make designs and patterns. Using well known artist stimuli to encourage children's imagination and expand the way children look at art. The program develops childrens' creative confidence as they acquire art knowledge, explore and learn to appreciate the aesthetics of this art form.

Learning Objectives:

1. Students will be able to recognise and articulate different texture surfaces. They will engage in the paper sculpturing process, apply low and high relief sculpture and use the knowledge learned to create their Texture Relief Sculpture artwork.
2. Students shall be encouraged to observe the aesthetics and the details in the Sculptural Artist artworks. They shall learn the to place and arrange the paper sculpture to form designs and patterns and be facilitated to use their imagination and knowledge acquired to create their art piece.
3. Students shall be encouraged to think about things outside of their everyday lives and environment. To experiment and discover using new designs and patterns to make their other pieces of art. They shall learn to combine their artworks together and to share their ideas of the composition.





3D SCULPTURE (K1-K2)

NAC-AEP Programme ID: AEP0617644



Supertree Sculpture

Programme Outline

Using the familiar Singapore landmark of the Supertree Sculpture and the Jigsaw Relief Sculpture (Bug), children shall learn the different Sculpturing Techniques, which includes using Wire Art and Clay to create their 3D Sculptures. They shall apply the Art Techniques learned, like Marbling Painting and Creating Textures to apply the Elements of Art to express their ideas and feelings in their decoration of their artwork. The process of Sculptural Art allows children to explore and experiment with different mediums and materials, honing their inventiveness and cultivating their eye-hand coordination as they perform fine motor tasks.

Learning Objectives

Children shall learn to:

- Understand and articulate the definitions of **3D sculptures**.
- Learn different sculptural techniques using Wire Art, Clay Modelling and explore different mediums used for sculptural work.
- Recognise the Elements of Art (Colours, Lines & Dots, Textures & Shapes) in their surroundings and environment and apply the different Elements of Art to represent their ideas and feelings when decorating their Sculpture.



Jigsaw Relief Sculpture (Bug)



INSTALLATION ART (K1-K2)

NAC-AEP Programme ID: AEP0617657



Learning Objectives

Children shall learn to:

- Articulate the definition of an Installation Art
- Observe the Elements of Art (Colours, Lines & Dots, Textures & Shapes) in the environment and apply these Elements to represent their personal experiences in what they see, hear and feel in their artwork.
- Apply various Art techniques to produce an installation artwork
- Describe the process of creating an installation artwork
- Fine motor skills development



NAC-AEP Programme

COLOUR OF SINGAPORE (N2-K2)



Relief Clay Sculpture

Learning Objectives

In this program, children shall learn to:

1. To recognise and apply the Elements of Art (i.e. Textures, Colours, Lines & Dots and Shapes), through the rich, diverse cultures in Singapore.
2. Identify and represent these elements in their artwork, appreciating that each ethnic group are represented by unique colours, patterns, shapes and designs and the meaning behind them.
3. Experiment with a wide variety of art materials, medias and tools and exploring different Art Techniques, including Batik Painting, Clay Modelling, Drawings, Printmaking, Oil Pastels Rendering Techniques, Mixed Media Art & 3D Relief Art.
4. Children learn to talk about the different Art Elements in their artwork and learn to talk about their ideas and feelings regarding the artworks from the different cultures.
5. Develop Dexterity and Eye Hand Coordination through the different Fine Motor tasks required during the art making process.



Chinese Contemporary Ink Painting



Batik - Resist technique



Watercolour Painting



Batik - Resist technique